

NOTICE

As per the University Ordinance VII on Attendance Rules and the decision of the Director/Principal of the college and Attendance Committee, this is to inform that the following students have less than 20% attendance in semester 3 and 4 combined and will not be permitted to give the first two theory examinations.


Admit cards will only be issued after the second theory exam.



Prof. Neelima Asthana
Director



Prof. Archana Kumar
Vice Principal



Prof. Ritu Mathur
Convener, Attendance Committee

BSc (Hons) Home Science Course Sem IV					
Students having Attendance between 0-20% in Sem III and Sem IV Combined					
Sr. No.	Roll No.	Student Name	Sem III	Sem IV	Average Percentage
1	24/BSHHS/0918	Akanksha Sharma	2.4	5	3.7
2	24/BSHHS/0137	Alfiya Multazim	11.35	0	5.67
3	24/BSHHS/0181	Anamika Jayanandan et	10.96	0.73	5.84
4	24/BSHHS/0150	Bhumi Sahani	17.21	16.78	16.99
5	24/BSHHS/0184	Ishika Mudgal	2.27	0	1.13
6	24/BSHHS/0178	Khushi Arora	6.87	0	3.43
7	24/BSHHS/0173	Laxmi Kanwar	26.72	6.19	16.45
8	24/BSHHS/0124	Sehrish Perween	25.69	0	12.84
9	24/BSHHS/0209	Shagun	0.73	0	0.36
10	24/BSHHS/0162	Shragvi Singh	0.75	0.7	0.72
11	24/BSHHS/0925	SONAL NIDHI	26.12	2.46	14.29
12	24/BSHHS/0207	Vinaya Prasad Sonkamble	0.76	0	0.38
13	24/BSHHS/0225	Mehargur Kaur	24.16	15.13	19.64
14	25/BSHHS/1755	PRATIKSHA DEY	21.89	17.73	19.81
15	24/BSHHS/0228	Shagun Sagar	21.97	16.79	19.38

Nulius

P. K. Kulkarni

Jijay

Ramaw

Drupa


Yusano

Kuldeep

R

BSc (H) Food Tech Home Science Course Sem IV					
Students having Attendance between 0-20% in Sem III and Sem IV Combined					
Sr. No.	Roll No.	Student Name	Sem III	Sem IV	Average Percentage
1	24/FT/0966	Aditi Pant	0	0	0
2	24/FT/1003	Ambika Chaurasia	0	0	0
3	24/FT/0974	Mannat Bali	0	0	0
4	24/FT/1004	Muskaan Gaur	1.59	0	0.79
5	24/FT/0988	Nida Ansari	1.59	0	0.79
6	24/FT/0992	Prerna	13.01	0	6.5
7	24/FT/0955	Rishu Priya	0	0	0
8	24/FT/0964	Soumya Shukla	4.07	0	2.03

Neel's

Poo Keltar 

Jigy

Ram

Yusane



Divya

Mill

BSc Home Science (Pass) Sem III and Sem IV

Students Having Less Than 20% Attendance in BSc Pass Sem III and Sem IV Combined

Sr.No	Roll No	Student Name	Sem III	Sem IV	Average Percentage
1	24/BSPHS/1054	Aditi Singh	22.76	10.81	16.785
2	24/BSPHS/1156	Ananya Sharma	24.43	8.06	16.245
3	24/BSPHS/1179	Ankita Verma	12.2	4.92	8.56
4	24/BSPHS/1199	Anshika Madaan	9.57	4.3	6.935
5	24/BSPHS/1198	Anushka Arora	0.76	0.66	0.71
6	24/BSPHS/1049	Anushka Dudi	19.05	14.4	16.725
7	24/BSPHS/1213	Ashu	0.82	2.14	1.48
8	24/BSPHS/1108	Ayana bhasin	17.56	17.59	17.575
9	24/BSPHS/1042	Bhavna Meena	10.24	3.23	6.735
10	24/BSPHS/1058	Gayatri Chand	27.68	3.19	15.435
11	24/BSPHS/1210	Geetika	12.16	20.45	16.305
12	24/BSPHS/1103	Himanshi Jangir	17.19	16.54	16.865
13	24/BSPHS/1022	Hiya Kalra	10.57	9.92	10.245
14	24/BSPHS/1132	Ishika	11.45	7.09	9.27
15	24/BSPHS/1062	Jasmine Chandel	2.03	5.26	3.645
16	24/BSPHS/1031	Jiya Shaklan	0	3.2	1.6
17	24/BSPHS/0943	LAKSHI KUMAR	3.6	0	1.8
18	24/BSPHS/1078	Lyla Mira Imam	13.99	20.16	17.075
19	24/BSPHS/1209	Manya Gaur	24.26	7.5	15.88
20	24/BSPHS/1141	Moulshree Khandelwal	8.57	0	4.285
21	24/BSPHS/1186	Payal Sharma	0	3.25	1.625
22	24/BSPHS/1024	Prachi	12.5	17.27	14.885
23	24/BSPHS/1182	Pragya Lal Verma	3.92	1.32	2.62
24	24/BSPHS/1205	Preeti Kashyap	5	0.76	2.88
25	24/BSPHS/1032	Priya	13.74	8.54	11.14
26	24/BSPHS/1360	Radhika	0	1.32	0.66
27	24/BSPHS/1118	Ritika Arya	2.29	3.23	2.76
28	24/BSPHS/0939	Ritu	0	0	0
29	24/BSPHS/1180	RIYA KALRA	15.15	12.3	13.725
30	24/BSPHS/1075	Ruchika	18.95	0.78	9.865
31	24/BSPHS/1017	Sakshi	0	0	0
32	24/BSPHS/1178	Sakshi	0	0	0
33	24/BSPHS/1206	Samridhi Sharma	3.97	2.11	3.04
34	24/BSPHS/1094	Sanjam Kaur	20.33	11.11	15.72
35	24/BSPHS/0944	Sanvi Pathak	0	1.41	0.705
36	24/BSPHS/1055	Sarah Zahid	6.54	3.97	5.255
37	24/BSPHS/1027	Sayanti Mondal	33.33	4.61	18.97
38	24/BSPHS/1045	Shivani	6.25	12.9	9.575

Danya

Jyoti

Nishi

Aditi Kataria

Ar

Yusana

Nishi

Anam

Ar

39	24/BSPHS/1116	Shrutee Roshan	22.29	8.85	15.57
40	24/BSPHS/1047	Sidhi Bhutani	12.4	11.01	11.705
41	24/BSPHS/1197	Smriti	0	0.66	0.33
42	24/BSPHS/1151	Sukhdeep Kaur	28.1	11.11	19.605
43	24/BSPHS/1129	Tahura	15.84	5.41	10.625
44	24/BSPHS/1159	Tanisha Saini	6.93	0	3.465
45	24/BSPHS/1130	Tanishka Gupta	0	0.81	0.405
46	24/BSPHS/1090	Taniya Pujari	0	0.81	0.405
47	24/BSPHS/1203	Tanusiya Munakhiya	19.64	0	9.82
48	24/BSPHS/1099	Tarannum Yasmin	12.4	11.83	12.115
49	24/BSPHS/1196	Thokchom Katrina Devi	0	2.86	1.43
50	24/BSPHS/1112	Umeza	13.93	2.44	8.185

Nishi

Kirti Khatun

Divya

Yasane

Jigy

M

Milla

NOTICE

As per the University Ordinance VII on Attendance Rules and the decision of the Director/Principal of the college and Attendance Committee, this is to inform that the following students have attendance between 20%-40% in semester 3 and 4 combined and will not be permitted to give the first theory examination.

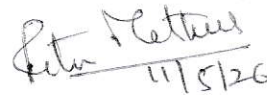
Admit cards will only be issued after the first theory exam.



Prof. Neelima Asthana
Director



Prof. Archana Kumar
Vice Principal



Prof. Ritu Mathur
Convener, Attendance Committee

BSc (Hons) Home Science Course Sem IV					
Students having Attendance between 20-40% in Sem III and Sem IV Combined					
Sr. No.	Roll No.	Student Name	Sem III	Sem IV	Average Percentage
1	24/BSHHS/0932	AANYA GUJRAL	32	32.17	32.08
2	24/BSHHS/0188	Angelina Chandra	36.8	19.58	28.19
3	24/BSHHS/0128	Kajal Chaudhary	34.55	26.55	30.55
4	24/BSHHS/0229	Pronika Narzary	24.59	22.31	23.45
5	24/BSHHS/0155	Rimjhim Srivastava	24.66	30.07	27.36
6	24/BSHHS/0217	Samriddhi Kataria	24.41	21.01	22.71
7	24/BSHHS/0136	Samriddhi Kaushik	32.54	22.6	27.57
8	24/BSHHS/0186	TIARA RIJJU	18.18	23.36	20.77
9	24/BSHHS/0167	Kajal	34.75	35	34.87
10	25/BSPHS/1756	MITALI VERMA	25.27	46.72	35.99
11	24/BSHHS/0920	Nikita Singh	25.58	40.54	33.06
12	24/BSHHS/0131	jigyasa	43.97	18.85	31.41
13	24/BSHHS/0212	NIHARIKA	43.97	29.51	36.74
14	24/BSHHS/0171	Shalini Mahapatra	44.12	26.76	35.44
15	24/BSHHS/0923	Sneha	42.55	19.5	31.02
16	24/BSHHS/0195	Yashika Dagar	32.09	30.77	31.43
17	24/BSHHS/0133	Yashika Khari	30.22	14.02	22.12

Shrey

Jyoti

Adi Kulkarni

Anamika

Yashika

Neelika

Neelika

An

B.Sc. (Pass) Home Science Sem. IV

Students Having 20-40% Attendance in Sem III and Sem IV Combined

Sr.No	Roll No	Student Name	Sem III	Sem IV	Average Percentage
1	24/BSPHS/1189	Aakifah Qureshi	30.30	9.92	20.11
2	24/BSPHS/1019	Aliza Khan	43.75	30	36.875
3	24/BSPHS/1030	Anshika	31.15	28.57	29.86
4	24/BSPHS/1018	Antra	43.51	25.42	34.465
5	24/BSPHS/1123	Arshiya Nasa	32.06	37.39	34.725
6	24/BSPHS/1086	Daniya	33.63	17.50	25.565
7	24/BSPHS/1095	Dhwani Sharma	39.39	30.43	34.91
8	24/BSPHS/1107	Eashal Rehan	23.64	19.05	21.345
9	24/BSPHS/1204	Gnana Asmita S	72.55	4.48	38.515
10	25/BSPHS/1757	GUNGUN	21.77	30	25.885
11	24/BSPHS/1066	Ishika Khari	44.44	21.50	32.97
12	24/BSPHS/1068	Kashish	32.26	18.92	25.59
13	24/BSPHS/1036	Kirti dheer	39.68	24.21	31.945
14	24/BSPHS/1181	Manvi Sharma	47.15	11.70	29.425
15	24/BSPHS/1053	Mitali Singh	39.69	24	31.845
16	24/BSPHS/1192	Neha	25.98	27.73	26.855
17	24/BSPHS/1010	Pavki Goel	30.48	30	30.24
18	24/BSPHS/0937	Pushpa	49.43	29.13	39.28
19	24/BSPHS/1176	Ridhima Singh	32.35	9.57	20.96
20	24/BSPHS/1059	Ritika Narwal	27.78	32.38	30.08
21	24/BSPHS/1150	Ritika Shiwal	37.71	9.91	23.81
22	24/BSPHS/1077	Riya	30.71	21.49	26.1
23	24/BSPHS/1126	Riya Sadana	45.05	28.97	37.01
24	24/BSPHS/1194	Rushda Anjum	41.41	24.35	32.88
25	24/BSPHS/1169	Samra fatima	50.43	23.93	37.18
26	24/BSPHS/1029	Sheetal Kumari	24.79	16	20.395
27	24/BSPHS/1088	Shreya Bansal	33.04	19.67	26.355
28	24/BSPHS/1064	Srishti Roy	31.3	19.35	25.325
29	24/BSPHS/1098	Tanisha Pal	51.18	17.96	34.57
30	24/BSPHS/1041	Tanisha Varma	32.52	27.97	30.245
31	24/BSPHS/1154	Tannu Pal	35.43	7.07	21.25
32	24/BSPHS/1037	Uroosa Rehman	32.99	13.16	23.075
33	24/BSPHS/1193	Vashitva Agrawal	45.8	24.77	35.285
34	24/BSPHS/1102	Vedita Khari	51.15	18.26	34.705
35	24/BSPHS/1117	Warisha Wahid	45.22	28.10	36.66
36	24/BSPHS/1172	YUSRA DEEN	43.31	29.63	36.47

Nishi

Atul Kataria

Druya

Druya

Kumar

Nishi

Yasmin

Dr